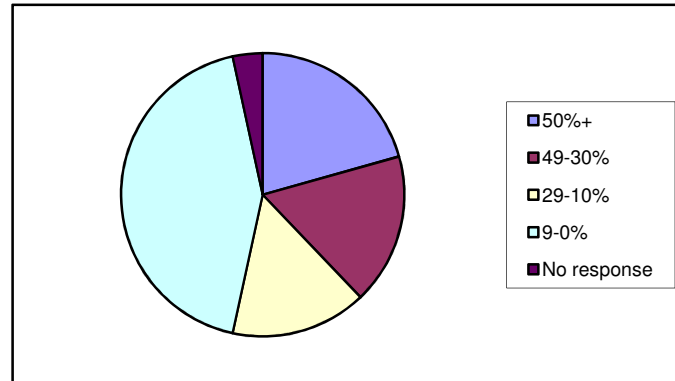


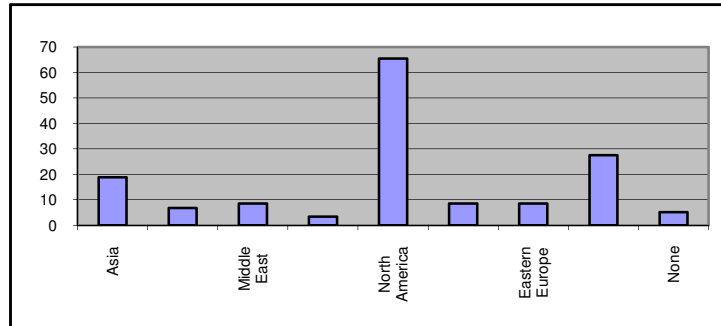
What percentage of your firm or company's middle-market M&A, financing, and distressed deal activity do you expect to come from non-U.S. or cross-border deals in 2009?

50%+	20.6
49-30%	17.2
29-10%	15.5
9-0%	43.1
No response	3.4



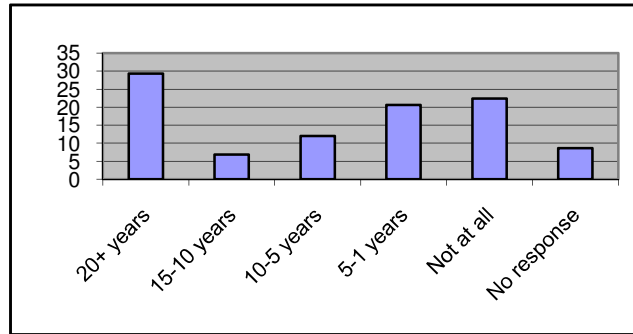
Which region(s) does your firm or company generate its middle-market deal activity in (check all that apply)?

Asia	18.9
Africa	6.8
Middle East	8.6
Australia	3.4
North America	65.5
Central and South America	8.6
Eastern Europe	8.6
Western Europe	27.5
None	5.1



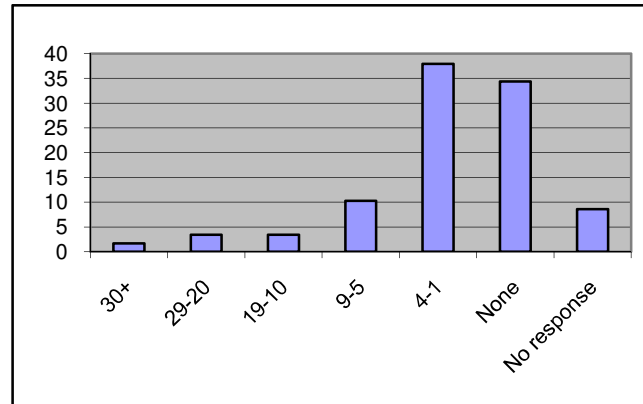
How long have you been participating in non-U.S. and/or cross-border middle-market deals?

20+ years	29.3
15-10 years	6.8
10-5 years	12
5-1 years	20.6
Not at all	22.4
No response	8.6



How many non-U.S. and/or cross-border middle-market transactions has your firm participated in 2008?

30+	1.7
29-20	3.4
19-10	3.4
9-5	10.3
4-1	37.9
None	34.4
No response	8.6



How many non-U.S. and /or cross-border middle-market transactions does your firm anticipate participating in 2009?

30+	1.7
29-20	1.7
19-10	1.7
9-5	13.7
4-1	46.5
None	25.8
No response	8.6

